

## HSBC ISLAMIC FUNDS

# HSBC ISLAMIC GLOBAL EQUITY INDEX FUND

Marketing communication | Monthly report 28 February 2026 | Share class EC



### Investment objective

The Fund aims to track as closely as possible the performance of the Dow Jones Islamic Market Titans 100 Index (the Islamic Index).



### Investment strategy

The Index is comprised of the shares of companies in emerging and developed markets that are based anywhere in the world. The Fund will be passively managed and will aim to invest in the shares of the companies in generally the same proportion as in the Index. The shares are selected by filtering the Index universe through screens for business activities and financial ratios to remove stocks that are not Shariah compliant. The Fund will only invest in shares of companies that meet Shariah compliance principles as interpreted or approved by the Shariah Committee. The Shariah Committee monitors the Fund throughout the year and issues an annual Shariah certificate on the Fund's compliance with Shariah principles. This certificate is included in the annual report of the Fund as confirmation of the Shariah compliance for that year. The Fund will not invest in derivatives.



### Main risks

- The Fund's unit value can go up as well as down, and any capital invested in the Fund may be at risk.
- The value of investible securities can change over time due to a wide variety of factors, including but not limited to: political and economic news, government policy, changes in demographics, cultures and populations, natural or human-caused disasters etc.
- To the extent that the Fund seeks to replicate index performance by holding individual securities, there is no guarantee that its composition or performance will exactly match that of the target index at any given time ("tracking error").

### Share Class Details

Key metrics	
NAV per Share	<b>USD 17.13</b>
Performance 1 month	<b>-1.69%</b>
Volatility 3 years	<b>12.51%</b>
Fund facts	
UCITS V compliant	<b>Yes</b>
Dividend treatment	<b>Accumulating</b>
Dealing frequency	<b>Daily</b>
Valuation Time	<b>23:00 Luxembourg</b>
Share Class Base Currency	<b>USD</b>
Domicile	<b>Luxembourg</b>
Inception date	<b>8 April 2021</b>
Fund Size	<b>USD 2,548,855,834</b>
Reference benchmark	<b>100% Dow Jones Islamic Market Titans 100 Net Total Return Index</b>
Fees and expenses	
Minimum Initial Investment	<b>USD 5,000</b>
Ongoing Charge Figure <sup>1</sup>	<b>1.729%</b>
Codes	
ISIN	<b>LU2288915254</b>
Valoren	<b>111187235</b>
Bloomberg ticker	<b>HSIGEEC LX</b>

<sup>1</sup>Ongoing Charges Figure is based on expenses over a year. The figure includes annual management charge but not the transaction costs. Such figures may vary from time to time.

Past performance does not predict future returns. The figures are calculated in the share class base currency, dividend reinvested, net of fees.

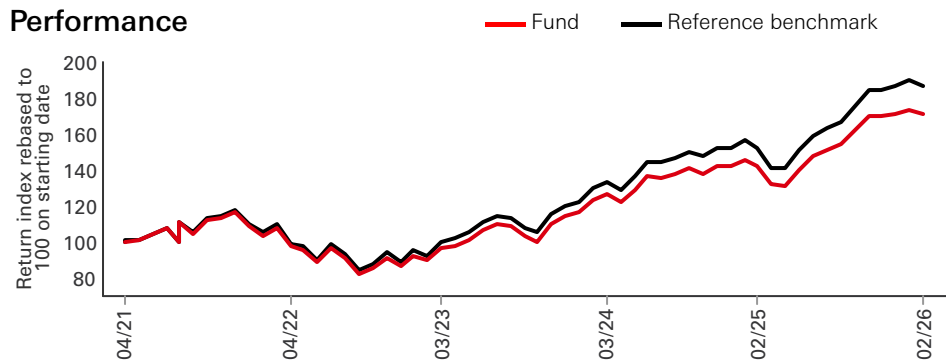
This is a marketing communication. Please refer to the prospectus and to the KID before making any final investment decisions.

For definition of terms, please refer to the Glossary QR code and Prospectus.

Until 29 January 2018 the name of the fund was HSBC Amanah Global Equity Index Fund

Source: HSBC Asset Management, data as at 28 February 2026

Performance



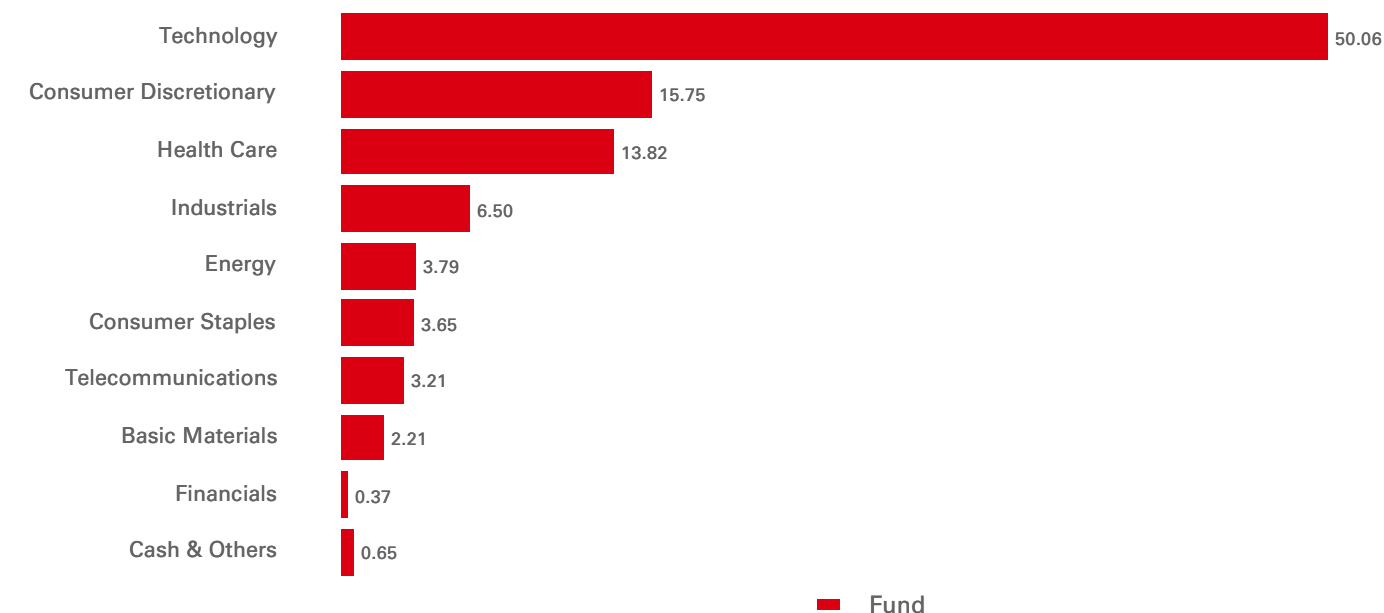
Performance (%)	YTD	1 month	3 months	6 months	1 year	3 years ann	5 years ann	Since inception ann
<b>EC</b>	<b>-0.10</b>	<b>-1.69</b>	<b>0.62</b>	<b>10.70</b>	<b>20.33</b>	<b>23.87</b>	--	<b>11.62</b>
Reference benchmark	0.16	-1.57	1.04	11.72	22.49	26.15	--	13.64
Tracking difference	-0.26	-0.12	-0.43	-1.02	-2.16	-2.28	--	-2.02
Tracking error	--	--	--	--	0.17	0.16	--	0.16

Rolling Performance (%)	28/02/25-28/02/26	29/02/24-28/02/25	28/02/23-29/02/24	28/02/22-28/02/23	28/02/21-28/02/22
<b>EC</b>	<b>20.33</b>	<b>14.52</b>	<b>37.92</b>	<b>-13.69</b>	--
Reference benchmark	22.49	16.58	40.57	-12.17	--


Equity characteristics	Fund	Reference benchmark
No. of holdings ex cash	100	101
Average Market Cap (USD Mil)	1,489,380	1,489,747
Price/earning ratio	27.49	27.50

Benchmark Information	
Index name	100% Dow Jones Islamic Market Titans 100 Net Total Return Index
Index currency	USD
Benchmark type	Net Return

Sector Allocation (%)



**Geographical Allocation (%)**



Top 10 Holdings	Location	Sector	Weight (%)
Alphabet Inc	United States	Technology	7.91
NVIDIA Corp	United States	Technology	7.85
Apple Inc	United States	Technology	7.72
Microsoft Corp	United States	Technology	6.68
Amazon.com Inc	United States	Consumer Discretionary	5.55
Broadcom Inc	United States	Technology	4.10
Meta Platforms Inc	United States	Technology	3.83
Tesla Inc	United States	Consumer Discretionary	3.07
Eli Lilly & Co	United States	Health Care	2.27
Samsung Electronics Co Ltd	South Korea	Telecommunications	1.88

## Risk Disclosure


- Investment Leverage occurs when the economic exposure is greater than the amount invested, such as when derivatives are used. A Fund that employs leverage may experience greater gains and/or losses due to the amplification effect from a movement in the price of the reference source.
- Where overseas investments are held the rate of currency exchange may cause the value of such investments to go down as well as up.
- Further information on the potential risks can be found in the Key Information Document (KID) and/or the Prospectus or Offering Memorandum.

## Index Disclaimer

The Dow Jones - Islamic Titans 100 Index is a product of S&P Dow Jones Indices LLC ("SPDJI"), and has been licensed for use by HSBC Asset Management. Standard & Poor's® and S&P® are registered trademarks of Standard & Poor's Financial Services LLC ("S&P"); Dow Jones® is a registered trademark of Dow Jones Trademark Holdings LLC ("Dow Jones"); and these trademarks have been licensed for use by SPDJI and sublicensed for certain purposes by HSBC Asset Management. HSBC Asset Management's [Fund Name] is not sponsored, endorsed, sold or promoted by SPDJI, Dow Jones, S&P, their respective affiliates, and none of such parties make any representation regarding the advisability of investing in such product(s) nor do they have any liability for any errors, omissions, or interruptions of the Dow Jones - Islamic Titans 100 Index.

Source: HSBC Asset Management, data as at 28 February 2026

Follow us on:

 **HSBC Asset Management**

---

### Glossary



[www.assetmanagement.hsbc.ch/api/v1/download/document/lu0164939612/ch/en/glossary](https://www.assetmanagement.hsbc.ch/api/v1/download/document/lu0164939612/ch/en/glossary)

## Important Information

This material is intended for marketing purposes and is for professional investors only. It is not a recommendation to buy or sell any investment products and does not constitute legal, tax, or investment advice. It is non-contractual and may be amended or withdrawn without notice. The fund is authorized for distribution in Switzerland under Article 120 of CISA: Investors in Switzerland may obtain the prospectus, KID, articles of incorporation, and (semi-) annual reports free of charge from the Swiss representative HSBC Asset Management (Switzerland) AG, Gartenstrasse 26, Postfach, CH-8002 Zürich, Schweiz. Paying agent: HSBC Private Bank (Suisse) S.A., Quai des Bergues 9-17, P. O. Box 2888, CH-1211 Geneva 1. This fund may not be registered for sale in the United States of America or to US persons. Investors must consult the relevant KID and risk factors in the prospectus before investing.