

## HSBC Global Investment Funds

# ULTRA SHORT DURATION BOND

Marketing communication | Monthly report 28 February 2026 | Share class AC

### Investment objective

The Fund aims to provide short term capital growth and income by investing in a portfolio of bonds and money market instruments, while promoting environmental, social and governance (ESG) characteristics within the meaning of Article 8 of SFDR. The Fund aims to have a higher ESG score than its reference benchmark.

### Investment strategy

The Fund is actively managed and is not constrained by a benchmark. The Fund will invest at least 70% of its assets in either fixed or floating-rate income bonds and other similar securities including money market instruments, that are issued or guaranteed by governments, government-related entities, supranational entities and companies, based in developed or emerging markets. The Fund includes the identification and analysis of an issuer's environmental and social factors and corporate governance practices as an integral part of the investment decision making process. Issuers considered for inclusion within the Fund's portfolio will be subject to excluded activities in accordance with HSBC Asset Management's Responsible Investment Policies, which may change from time to time. The Fund may invest less than 30% in emerging markets bonds and up to 10% in bonds which have a maturity longer than five years. The Fund may invest: less than 30% non-investment grade bonds; up to 20% in asset backed securities and mortgage-backed securities, 10% in contingent convertible securities, and 10% in other funds. See the Prospectus for a full description of the investment objectives and derivative usage.

### Main risks

- The Fund's unit value can go up as well as down, and any capital invested in the Fund may be at risk.
- The Fund invests in bonds whose value generally falls when interest rates rise. This risk is typically greater the longer the maturity of a bond investment and the higher its credit quality. The issuers of certain bonds, could become unwilling or unable to make payments on their bonds and default. Bonds that are in default may become hard to sell or worthless.
- The Fund may invest in Emerging Markets, these markets are less established, and often more volatile, than developed markets and involve higher risks, particularly market, liquidity and currency risks.

### Share Class Details

#### Key metrics

NAV per Share	<b>USD 11.95</b>
Performance 1 month	<b>0.30%</b>
Yield to maturity	<b>4.17%</b>

#### Fund facts

UCITS V compliant	<b>Yes</b>
Dividend treatment	<b>Accumulating</b>
Dealing frequency	<b>Daily</b>
Valuation Time	<b>17:00 Luxembourg</b>
Share Class Base Currency	<b>USD</b>
Domicile	<b>Luxembourg</b>
Inception date	<b>12 July 2021</b>
Fund Size	<b>USD 6,673,162,297</b>
Managers	<b>Jason E Moshos Viral Desai</b>

#### Fees and expenses

Minimum Initial Investment	<b>USD 5,000</b>
Ongoing Charge Figure <sup>1</sup>	<b>0.549%</b>

#### Codes

ISIN	<b>LU2334454522</b>
Valoren	<b>112062314</b>
Bloomberg ticker	<b>HSSDBAC LX</b>

<sup>1</sup>Ongoing Charges Figure is based on expenses over a year. The figure includes annual management charge but not the transaction costs. Such figures may vary from time to time.

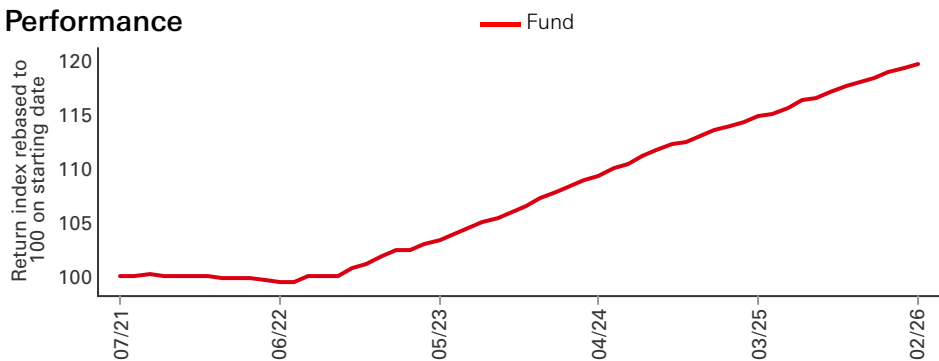
Past performance does not predict future returns. The figures are calculated in the share class base currency, dividend reinvested, net of fees.

This is a marketing communication. Please refer to the prospectus and to the KID before making any final investment decisions.

For definition of terms, please refer to the Glossary QR code and Prospectus.

Source: HSBC Asset Management, data as at 28 February 2026

Performance



Performance (%)	YTD	1 month	3 months	6 months	1 year	3 years ann	5 years ann	Since inception ann
AC	0.56	0.30	1.04	2.15	4.59	5.31	--	3.92

Rolling Performance (%)	28/02/25-28/02/26	29/02/24-28/02/25	28/02/23-29/02/24	28/02/22-28/02/23	28/02/21-28/02/22
AC	4.59	5.53	5.81	2.52	--

3-Year Risk Measures	AC	Reference benchmark	5-Year Risk Measures	AC	Reference benchmark
Volatility	0.45%	--	Volatility	--	--
Sharpe ratio	0.67	--	Sharpe ratio	--	--

Fixed Income Characteristics	Fund	Reference benchmark	Relative
No. of holdings ex cash	1,240	--	--
Average coupon rate	4.33	--	--
Yield to worst	4.19%	--	--
Option Adjusted Duration	0.42	--	--
Modified Duration to Worst	0.42	--	--
Option Adjusted Spread Duration	1.33	--	--
Average maturity	1.62	--	--

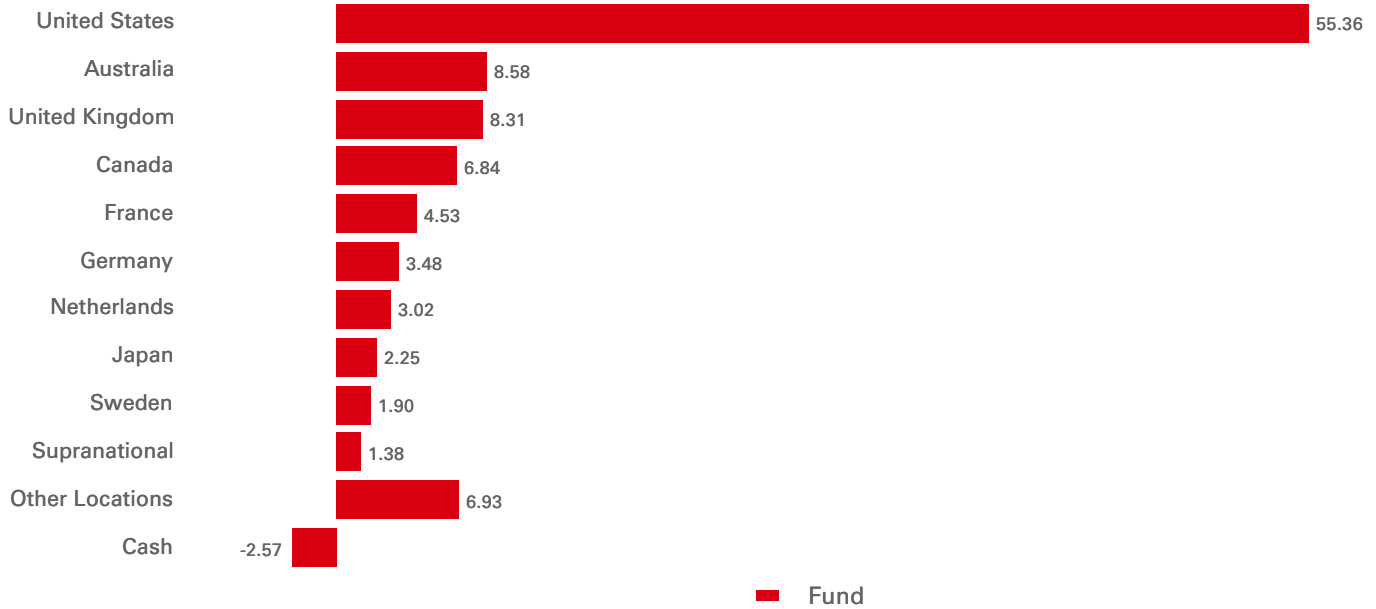
Credit rating (%)	Fund	Reference benchmark	Relative	Maturity Breakdown (Option Adjusted Duration)	Fund	Reference benchmark	Relative
AAA	13.70	--	--	0 -6months	0.03	--	--
AA	16.81	--	--	1 years - 1.5 years	0.02	--	--
A	49.19	--	--	1.5 years - 2 years	0.06	--	--
BBB	22.85	--	--	2 years - 2.5 years	0.22	--	--
NR	0.02	--	--	2.5 years - 4 years	0.05	--	--
Cash	-2.57	--	--	Over 4 years	0.01	--	--
				6months -1 years	0.05	--	--
				<b>Total</b>	<b>0.42</b>	<b>--</b>	<b>--</b>

Past performance does not predict future returns. The figures are calculated in the share class base currency, dividend reinvested, net of fees.

Source: HSBC Asset Management, data as at 28 February 2026

Currency Allocation (%)	Fund	Reference benchmark	Relative
USD	99.74	--	--
AUD	0.11	--	--
GBP	0.10	--	--
EUR	0.05	--	--
HKD	0.00	--	--
SGD	0.00	--	--
CNY	0.00	--	--
JPY	0.00	--	--

**Geographical Allocation (%)**



Sector Allocation (%)	Fund	Reference benchmark	Relative
Banking	42.67	--	--
Consumer Cyclical	8.47	--	--
Insurance	7.46	--	--
Consumer Non-Cyclical	7.39	--	--
Technology	5.26	--	--
Capital Goods	4.85	--	--
CMO	4.18	--	--
Auto Loan	2.59	--	--
Finance Companies	2.49	--	--
Electric	2.42	--	--
Other Sectors	14.78	--	--
Cash	-2.57	--	--

<b>Top 10 Holdings</b>	<b>Weight (%)</b>
JOHN DEERE CAP 4.292 11/09/28	0.46
ELI LILLY & CO 4.211 15/10/28	0.46
CATERPILLAR FINL 4.327 15/08/28	0.45
SVENSKA HNDLSBKN 4.426 23/05/28	0.45
DRVUK 10 A 4.328 25/04/33	0.44
ABN AMRO BANK NV 4.429 07/07/28	0.44
CHEVRON USA INC 4.256 13/08/28	0.44
ORDE 2026-1 A1S	0.43
SCGL 2025-1 A1 2.458 14/09/36	0.43
BANK OF MONTREAL 4.479 04/06/27	0.42

<b>MSCI ESG Score</b>	<b>ESG score</b>	<b>E</b>	<b>S</b>	<b>G</b>
Fund	7.1	7.4	4.9	6.2
Reference benchmark	6.7	7.1	5.0	6.0

The MSCI ESG Key Issue Score is the numerical, weighted average of MSCI's E, S, and G pillar scores. A higher number indicates a more favourable ESG profile in the view of MSCI. The weighted averages of the Key Issue Scores are aggregated and companies' scores are normalized by their industries. After any overrides are factored in, each company's Final Industry-Adjusted Score corresponds to a rating. For more information, see MSCI ESG Ratings Methodology @<https://www.msci.com/esg-and-climate-methodologies>

## Risk Disclosure


- Derivatives may be used by the Fund, and these can behave unexpectedly. The pricing and volatility of many derivatives may diverge from strictly reflecting the pricing or volatility of their underlying reference(s), instrument or asset.
- Investment Leverage occurs when the economic exposure is greater than the amount invested, such as when derivatives are used. A Fund that employs leverage may experience greater gains and/or losses due to the amplification effect from a movement in the price of the reference source.
- Where overseas investments are held the rate of currency exchange may cause the value of such investments to go down as well as up.
- Further information on the potential risks can be found in the Key Information Document (KID) and/or the Prospectus or Offering Memorandum.

## Important Information

This marketing document is intended solely for professional investors in Switzerland. It does not constitute a recommendation to buy or sell any investment product and does not replace legal or tax advice. This document has no contractual value. The fund is authorized for distribution in Switzerland according to article 120 of CISA. The representative in Switzerland is: HSBC Asset Management (Switzerland) AG, Gartenstrasse 26, Postfach, CH-8002 Zürich, Schweiz. Paying agent: HSBC Private Bank (Suisse) S.A., Quai des Bergues 9-17, P. O. Box 2888, CH-1211 Geneva 1. Investors can obtain the prospectus, Key Information Document (KID), articles of incorporation, and the (semi-) annual report free of charge from the representative. The shares in the fund have not been and will not be registered under the US Securities Act of 1933 and are not available for sale to US persons. Past performance is not an indication of future returns. Please consult the KID and prospectus before investing.

**Source: HSBC Asset Management, data as at 28 February 2026**

Follow us on:



---

For more information please contact us at Tel: +41 (0) 44 206 26 00.

Website:

[www.assetmanagement.hsbc.com/ch](http://www.assetmanagement.hsbc.com/ch)

---

### Glossary



[www.assetmanagement.hsbc.ch/api/v1/download/document/lu0164939612/ch/en/glossary](http://www.assetmanagement.hsbc.ch/api/v1/download/document/lu0164939612/ch/en/glossary)